

PALM BEACH

2024 JAN TE LINTELO



DESIGN INSPIRATION

Blue ocean, white beaches, waving palm trees... Florida's Palm Beach: the atmosphere is sophisticated but relaxed, think 'luxury hotel but without the chi-chi'. This modular sofa 'Palm Beach'—designed by Jan te Lintelo—is the same, with its unpretentious lines, whose shape you dictate yourself. Loafing, lazing, lounging... 'Palm Beach' is going to be your best friend. A special treat is the table element: a drawer for what you need but don't want to see, and glass-topped compartment for what you possibly don't need but do love to see.



DESIGNED BY JAN TE LINTELO

Jan te Lintelo (1954) grew up surrounded by beautiful furniture, in his parents' furniture shop. Hence, his love for craftsmanship and design started young. Having studied furniture manufacturing in Rotterdam, he honed his creative skills at various renowned brands. And in 1994, the time had come: Jan struck out on his own, with LINTELOO. Apparently, he did something right because Jan's very first design, the 'Easy Living' sofa, still is part of the LINTELOO collection. The name and its design perfectly embody Jan's and LINTELOO's philosophy: timeless, relaxed and comfortable design. By now, Jan has handed over the helm of the day-to-day operations, to Niels Roks. This allows him to fully focus on product development, which still regularly involves him putting pencil to paper.



SPECIFICATIONS

Body: Webbed wooden frame with polyurethane foam in varying densities for optimum support and comfort, wrapped in hypoallergenic polyester fibre, 100% cotton inner cover.

Legs: Steel skirting, with black polyurethane legs behind the skirting (not visible).

Coupling system: Because of the steel skirting, the modules do not have a coupling system. To keep the sofa in place, the non-visible polyurethane legs are anti-slip.

Seat cushions: Polyurethane foam core, wrapped in a 100% cotton duvet filled with hypoallergenic polyester.

Back cushions: Goose down and feathers with polyester fiber, or hypoallergenic polyester fiber only, 100% cotton underlining.

Table element: Oak veneer 'dark brown' stained, protected with a matte varnish. Strengthened 'canale' glass. Drawer with 'soft close' closure.

Upholstery: Composition of fabrics depends on the customer's choice of upholstery. Leathers are either aniline or pigmented/ sealed.

Origin: Hand made in Italy

OPTIONS

Upholstery: Fabric: removable cushion covers, removable body cover, available in all fabrics from the LINTELOO collection.

Leather: removable cushion covers, fixed body cover, available in all leathers from the LINTELOO collection. Customers can opt to supply their own choice of upholstery fabric/leather. Please note: leather upholstery requires more (visible) seams than fabric upholstery. For an impression of LINTELOO's fabrics and leathers, see 'Materials' at linteloo.com

Legs: Steel skirting available in 'gun metal' or 'bronze'.

Special features: Full set of fabric replacement covers available at 50% of the current retail price of the piece of furniture. Leather replacement covers on request.



MAINTENANCE

All LINTELOO furniture has been made with love and care. Of course, we want you to enjoy it, for as long as possible. Proper maintenance will prolong its lifespan, which is why each piece of LINTELOO furniture comes with a maintenance instruction booklet, also available for download at linteloo.com. Detailed information on care and cleaning, including the recommended products, can also be found at linteloo-care.nl.

Upholstery: Maintenance of the upholstery obviously depends on your choice of fabric or leather. As a rule of thumb, fabric upholstery—especially when removable—is easier to clean in case of spots and spills than leather. On the other hand, leather will handle regular wear and tear better, in a sense that the odd sign of use only adds to its character.

Cushions: Again, the level of maintenance depends on your choice of filling. Down/feather-filled cushions require regular plumping up and airing. But you may prefer the firmer seating experience and hypoallergenic qualities that a 100% polyester filling provides.

Legs: The occasional wipe-down with a damp cloth is all it takes.

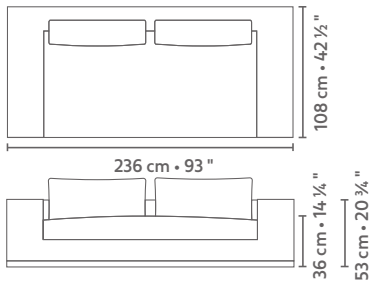
WARRANTY

All LINTELOO sofas and chairs are backed by a 10-year warranty on the frame. Cushions, upholstery and all other LINTELOO products are backed by a 3-year warranty, with a depreciation of 1/3 each year. Please make sure you keep your invoice or receipt. Excluded from the warranty are:

- Regular wear and tear, damages and discolouration of upholstery (fabric and/or leather).
- Creasing, colour and structure variations and other irregularities, which are part of the natural characteristics of fabrics, leather and/or wood.
- Complaints regarding fabrics and/or leathers which are not part of the standard LINTELOO collection (specially supplied fabrics and/or leathers).
- Damages caused by improper use, inadequate or incorrect maintenance, or repairs carried out outside the scope of LINTELOO's responsibility. LINTELOO uses the Terms and Conditions of the Centrale Bond van Meubelfabrikanten, available at www.linteloo.com. If you have any questions, please contact your LINTELOO dealer or LINTELOO's customer service department.

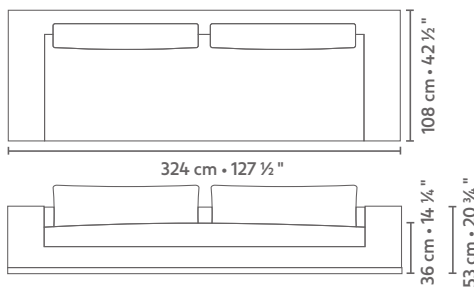


DIMENSIONS



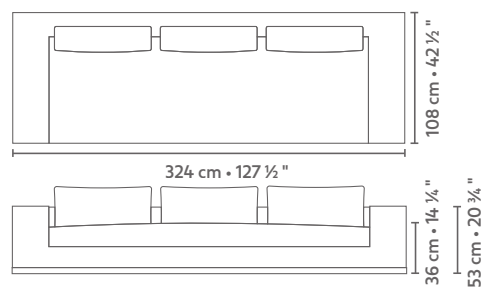
2,5 seater 236 x 108

metrage 13,42



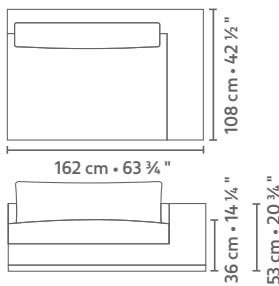
4 seater 324 x 108 (2 cushions)

metrage 17,05



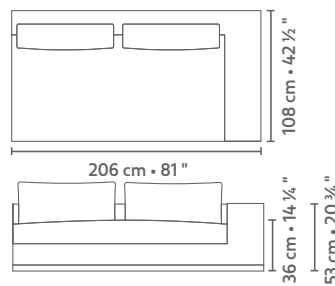
4 seater 324 x 108 (3 cushions)

metrage 17,05



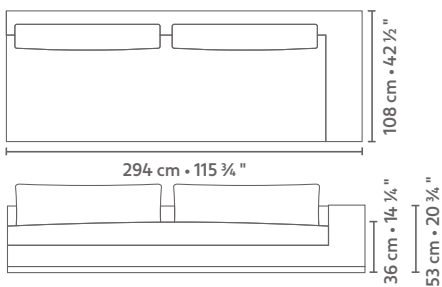
element arm L/R 162 x 108

metrage 8,36



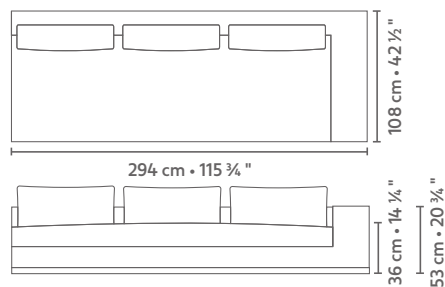
element arm L/R 206 x 108

metrage 11,88



element arm L/R 294 x 108 (2 cushions)

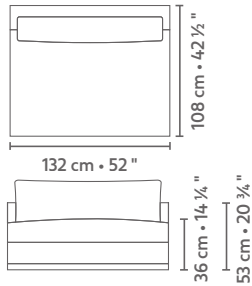
metrage 16,50



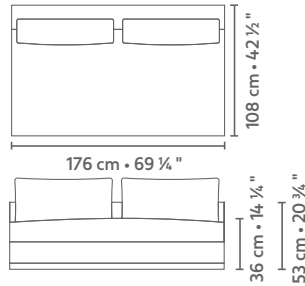
element arm L/R 294 x 108 (3 cushions)

metrage 16,50

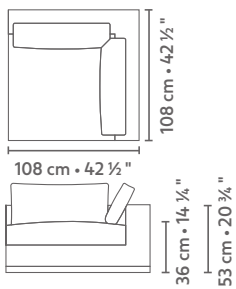
DIMENSIONS



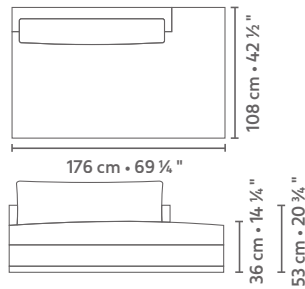
central element 132 x 108
metrage 7,37



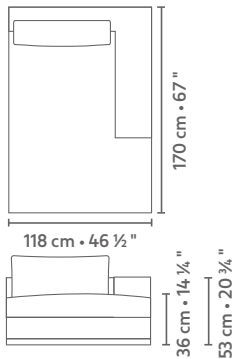
central element 176 x 108
metrage 11,00



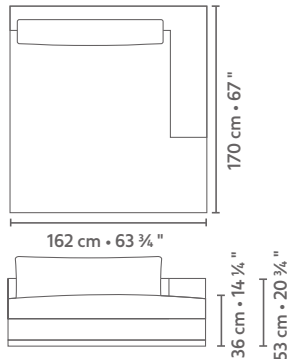
corner 108 x 108
metrage 9,24



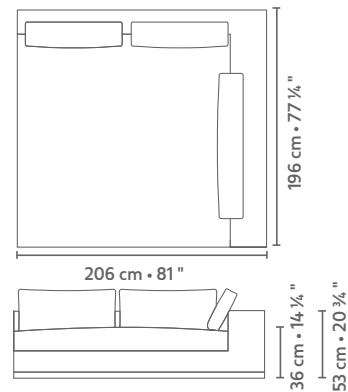
terminal element L/R 176 x 108
metrage 9,68



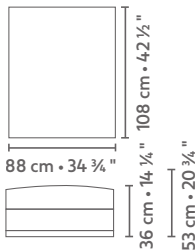
longchair L/R 118 x 170
metrage 10,23



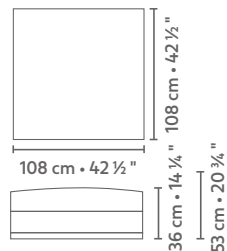
longchair L/R 162 x 170
metrage 11,44



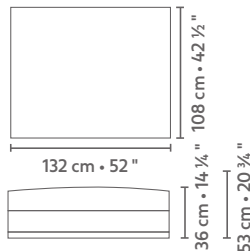
island L/R 206 x 196
metrage 15,62



ottoman 88 x 108
metrage 4,95



ottoman 108 x 108
metrage 4,95



ottoman 132 x 108
metrage 4,95

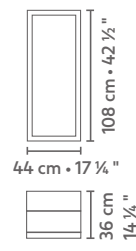


table element 44 x 108

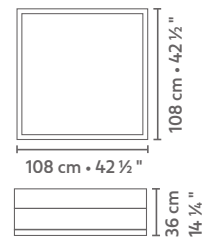
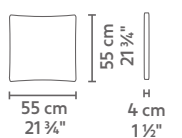
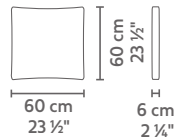


table element 108 x 108



arm cushion 55 x 55
metrage 0,99



back cushion 60 x 60
metrage 1,65